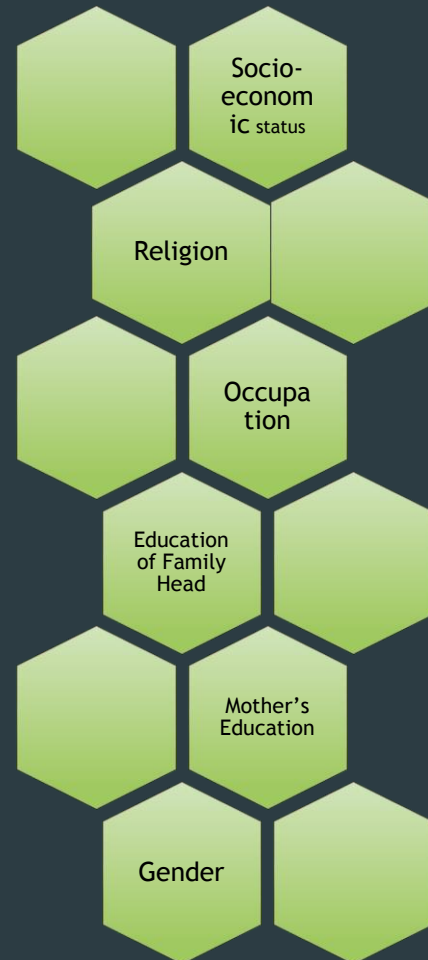


Depression data analysis

Depression severity vs BDI Sum score

Severity	Minimum	Maximum
These ups n downs normal	0	10
Mild mood disturbances	11	16
Borderline clinical depression	17	20
Moderate depression	21	30
Severe depression	31	40
extreme depression	42	46

Factors effecting the depression severity among teenagers



Depression patterns observed based on above factors

► Extreme Depression

1. Teenagers from Hindu religion and belongs to nuclear/extended families with Upper lower(5-10) socio-economic status whose family occupation is Clerical/Shop Owner/Farmer, and whose mothers are illiterates are found to be prone to extreme depression irrespective of their gender.

(Contd..)

► Severe depression

Male Teenagers from Hindu religion belonging to nuclear family with Upper lower(5-10) socio-economic status and family occupation is Unskilled worker/Clerical/Shop owner/farmer and whose parents are illiterates are mostly prone to Severe depression.

(Contd..)

- ▶ These ups and downs are normal
 - ▶ Male Teenagers from Muslim religion belonging to nuclear family and Upper-middle socio-economic status and whose family occupation is Professional and whose parents education is Plus Two/Post High school/Diploma seems to be least prone to depression and leads relatively stress-free and happy lifestyle.

			BDI Sum Score						
			Mean	Count	Percentile 05	Percentile 25	Percentile 75	Percentile 95	Standard Deviation
Mothers education	Graduate /PG		34	1	34	34	34	34	
	High school		33	5	31	32	34	35	2
	Illiterate		35	17	30	31	38	46	5
	Middle school		30	1	30	30	30	30	
	Primary school		34	5	32	33	34	38	2

						BDI Sum Score						
						Mean	Count	Percentile 05	Percentile 25	Percentile 75	Percentile 95	Standard Deviation
Mothers education	Graduate /PG	Religion	Hindu	Gender	Male	34	1	34	34	34	34	
					Female	35	2	34	34	35	35	1
	High school	Religion	Hindu	Gender	Male	33	2	32	32	34	34	1
					Female	33	2	32	32	34	34	1
					Muslim	31	1	31	31	31	31	
	Illiterate	Religion	Hindu	Gender	Female	36	9	30	30	38	46	5
					Male	35	8	30	32	39	42	4
	Middle school	Religion	Hindu	Gender	Female	30	1	30	30	30	30	
	Primary school	Religion	Hindu	Gender	Female	34	5	32	33	34	38	2

BECK DEPRESSION INVENTORY



1. AS PER THE REQUIREMENT

IN OUR PROJECT THE MOTHERS WHO ARE **ILLITERATE**.
THEIR CHILDRENS ARE MORE SUFFERING WITH **BDI**

2. IN THAT OF ALL STUDENTS FEMALE ARE MORE SUFFERING

Beck Depression Inventory (BDI-II)

The Beck Depression Inventory is a self-report measure of the presence and severity of depressive symptoms. It examines an individual's emotional **state** in the two-week period prior to the evaluation.



PANIC DISORDER



1. AS PER THE REQUIRMENT
WE CAN EASILY FIND OUT THAT THE
STUDENTS WHO ARE UNDER ILLITERATE
MOTHERS EDUCATION ARE SUFFERING WITH
PANIC DISORDER

GENERALISED DISORDER



MOTHERS EDUCATION	RELIGION	GENDER	AGE	Generalized Anxiety Disorder						
				Mean	Count	Percentile 05	Percentile 25	Percentile 75	Percentile 95	
Graduate/PG	Hindu	Female	17	9	1	9	9	9	9	
	Muslim	Female	16	12	1	12	12	12	12	
High school	Hindu	Female	16	13	3	11	11	16	16	
			17	10	3	9	9	12	12	
	Muslim	Female	17	12	1	12	12	12	12	
			16	11	2	10	10	11	11	
Illiterate	Hindu	Female	17	10	1	10	10	10	10	
			15	14	1	14	14	14	14	
			16	11	6	9	10	12	14	
			17	12	15	9	9	13	18	
	Muslim	Female	18	14	2	12	12	15	15	
			16	9	1	9	9	9	9	
			17	11	9	9	10	11	12	
			18	10	2	9	9	11	11	
Muslim	Female	17	11	1	11	11	11	11		
Middle school	Hindu	Female	17	13	4	10	11	15	15	
	Muslim	Male	18	11	1	11	11	11	11	
Plus two/Post High School/Diploma	Hindu	Female	16	11	2	10	10	12	12	
	Muslim	Female	16	11	1	11	11	11	11	
Primary school	Hindu	Female	17	12	3	10	10	14	14	
			18	11	1	11	11	11	11	
	Muslim	Female	17	10	2	10	10	10	10	
			18	10	1	10	10	10	10	

INSIGHTS OF GENERALISED ANXIETY DISORDER

1. AS PER THE REQUIREMENT OF OUR PROJECT THE ILLITERATE MOTHERS WHO HAVING THEIR CHILDREN ESPECIALLY FEMALES ARE SUFFERING WITH GENERALISED ANXIETY DISORDER.

GENERALIZED ANXIETY DISORDER



SEPARATION ANXIETY



MOTHERS EDUCATION	RELIGION	GENDER	AGE	Separation Anxiety							
				Mean	Count	Percentile 05	Percentile 25	Percentile 75	Percentile 95	Standard Deviation	
Graduate/PG	Hindu	Female	17								
		Male	16	5	1	5	5	5	5		
High school	Hindu	Female	16	5	1	5	5	5	5		
		Female	16	9	4	8	8	11	11	2	
	Female	17	9	5	7	8	10	12	2		
	Female	16	9	2	6	6	11	11	4		
Illiterate	Hindu	Female	17	9	2	7	7	10	10	2	
			Female	15	10	1	10	10	10	10	
		Female	16	8	6	5	8	9	10	2	
		Female	17	8	21	5	6	9	12	2	
	Male	18	9	4	6	7	11	11	2		
		17	7	7	5	6	9	9	2		
	Muslim	Female	18	5	2	5	5	5	5	0	
			Female	17	5	1	5	5	5	5	
		Male	17	8	1	8	8	8	8		
		Male	18	9	1	9	9	9	9		
Middle school	Hindu	Female	17	9	5	6	7	9	13	3	
		Male	18	7	1	7	7	7	7		
Plus two/ Post High School/Diploma	Hindu	Female	18	8	1	8	8	8	8		
			Female	16	10	2	10	10	10	10	0
	Muslim	Female	17	10	1	10	10	10	10		
		Female	16	11	1	11	11	11	11		
Primary school	Hindu	Female	17	5	1	5	5	5	5		
			Female	16	5	2	5	5	5	5	0
		Female	17	8	7	6	7	10	10	2	
		Female	18	9	3	6	6	12	12	3	
	Male	17	6	3	6	6	7	7	1		
		18	5	1	5	5	5	5			
	Muslim	Male	19	6	1	6	6	6	6		
			Male	17	7	1	7	7	7	7	

IN SIGHTS OF SEPERATION ANXIETY DISORDER

1. AS PER REQUIRMENT IN THE PROJECT. AS I FOUND THAT THE FEMALE STUDENTS WHO COME UNDER ILLITERATE MOTHER ARE MOSTLY SUFFERING WITH SEPARATION ANXIETY DISORDER
2. THE MOST OF THE STUDENTS ARE SUFFERING IN THE AGE OF 17.

Definition

- Separation anxiety disorder is a medical condition that is characterized by significant distress when a person is away from parents, another caregiver, or home.



- Video: <http://www.youtube.com/watch?v=58khDBvteTs>

Tanecia Stevens BA G&G

3

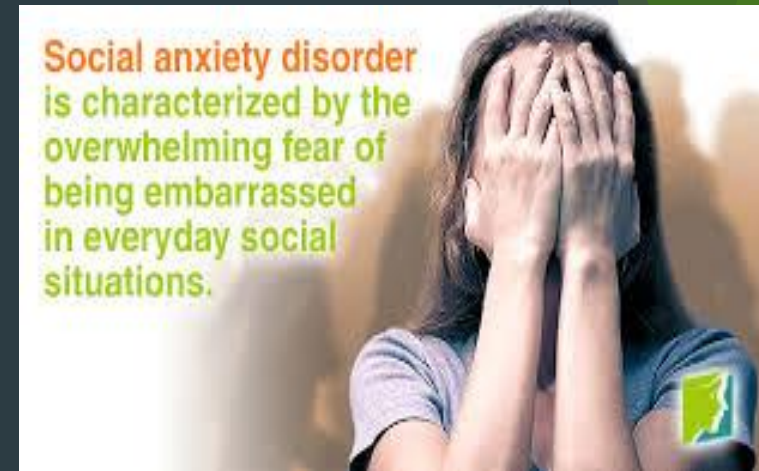
SOCIAL ANXIETY DISORDER



MOTHERS EDUCATION	RELIGION	GENDER	AGE	Social Anxiety Disorder						Standard Deviation
				Mean	Count	Percentile 05	Percentile 25	Percentile 75	Percentile 95	
Graduate/PG	Hindu	Female	17	11	1	11	11	11	11	
	Muslim	Female	16	9	1	9	9	9	9	
High school	Hindu	Female	16	11	4	8	9	13	14	3
			17	11	4	8	9	12	13	2
		Male	17	9	1	9	9	9	9	
	Muslim	Female	16	13	2	12	12	13	13	1
Illiterate	Hindu	Female	15	9	1	9	9	9	9	
			16	9	5	8	8	10	10	1
			17	11	10	8	9	13	14	2
			18	9	1	9	9	9	9	
		Male	17	9	6	8	9	9	12	1
	Muslim	Female	17	9	1	9	9	9	9	
	Middle school	Hindu	Female	17	10	1	10	10	10	10
Male			18	8	1	8	8	8	8	
Muslim		Male	18	9	1	9	9	9	9	
Plus two/Post High School/Diploma	Hindu	Female	16	11	1	11	11	11	11	
	Muslim	Female	16	9	1	9	9	9	9	
Primary school	Hindu	Female	17	11	4	8	9	13	13	2
			18	8	1	8	8	8	8	
		Male	17	12	1	12	12	12	12	

IN SIGHTS OF SOCIAL ANXIETY DISORDER

1. IN THE ABOVE DATA I FOUND THAT MOTHERS WHO ARE STUDIED UPTO HIGH SCHOOL THEIR CHILDRENS ARE SUFFERING WITH SOCIAL ANXIETY DISORDER.
2. MOST OF THE FEMALES ARE SUFFERING WITH SAD.




SIGNIFICANT SCHOOL AVOIDANCE

MOTHERS EDUCATION	RELIGION	GENDER	AGE	Significant School Avoidance						
				Mean	Count	Percentile 05	Percentile 25	Percentile 75	Percentile 95	Standard Deviation
Graduate/PG	Hindu	Female	17	3	1	3	3	3	3	
		Male	17	4	1	4	4	4	4	
High school	Muslim	Male	16	4	1	4	4	4	4	
Illiterate	Muslim	Male	17	3	1	3	3	3	3	
Plus two/Post High School/Diploma	Muslim	Male	17	3	1	3	3	3	3	
High school	Hindu	Female	17	4	1	4	4	4	4	
	Muslim	Female	17	3	1	3	3	3	3	
Illiterate	Hindu	Female	17	3	5	3	3	4	4	1
		Male	17	4	2	3	3	4	4	1
	Muslim	Male	17	5	1	5	5	5	5	
		Female	18	4	1	4	4	4	4	
Middle school	Hindu	Female	17	3	3	3	3	4	4	1
		Male	17	5	1	5	5	5	5	
	Muslim	Male	18	4	1	4	4	4	4	
		Female	18	4	1	4	4	4	4	
Primary school	Hindu	Female	17	4	2	3	3	5	5	1
		Male	17	3	3	3	3	3	3	0
Illiterate	Hindu	Female	15	3	1	3	3	3	3	
			16	4	3	3	3	5	5	1
			17	4	4	3	3	4	4	1
	Muslim	Male	17	4	5	3	3	5	5	1
			18	3	1	3	3	3	3	
			17	3	1	3	3	3	3	
High school	Hindu	Female	16	4	1	4	4	4	4	
Illiterate	Hindu	Female	16	3	1	3	3	3	3	
			17	4	1	4	4	4	4	
			18	4	1	4	4	4	4	
Middle school	Hindu	Female	17	5	2	4	4	5	5	1
Primary school	Hindu	Female	18	5	1	5	5	5	5	
		Male	18	3	1	3	3	3	3	
High school	Hindu	Male	17	5	3	4	4	6	6	1
			17	5	1	5	5	5	5	
Illiterate	Hindu	Female	17	5	4	3	4	7	7	2
Primary school	Hindu	Female	16	4	2	3	3	4	4	1
			17	5	3	3	3	6	6	2
			18	4	1	4	4	4	4	

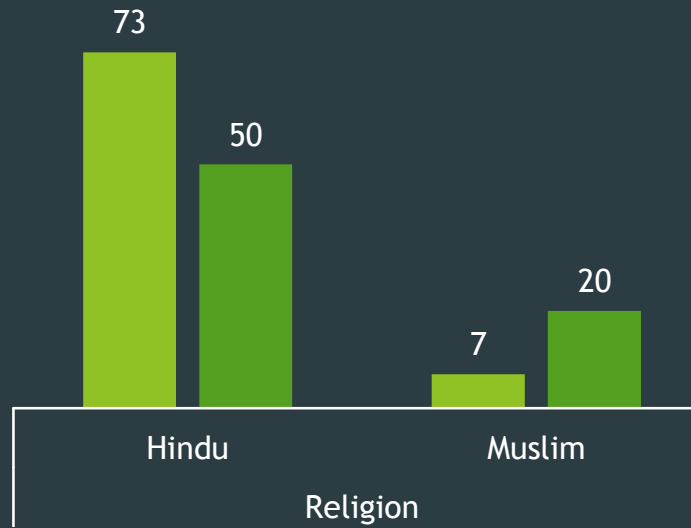
IN SIGHTS OF SIGNIFICANT SCHOOL AVOIDANCE

1. AS PER THE REQUIREMENT OF ABOVE DATA. THE FATHER AND MOTHER WHO ARE NOT EDUCATED PERSONS THEIR CHILDRENS ARE AVOIDING THE SCHOOL
2. DUE TO LACK OF AWARENESS AND SOCIETY AWARENESS THEY CAN'T AWARE THEIR CHILDREN.



RELIGION VS GENDER		Gender	
		Female	Male
Religion	Hindu	73	50
	Muslim	7	20

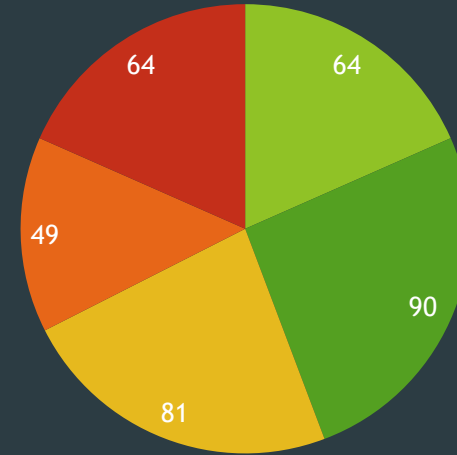
■ Gender Female Count ■ Gender Male Count



- Depression is more predominant amongst Hindus than Muslims
- Females are more likely to Depression.
- Depression in
 Hindu females > Hindu males and
 Muslim males > Muslim females

Disorder	Count
Significant School Avoidance ≥ 3	64
Separation Anxiety ≥ 5	90
Panic Disorder ≥ 7 out	81
Social Anxiety Disorder ≥ 8	49
Generalized Anxiety Disorder ≥ 9	64

Count



- Significant School Avoidance ≥ 3
- Separation Anxiety ≥ 5
- Panic Disorder ≥ 7 out
- Social Anxiety Disorder ≥ 8

- Separation Anxiety and Panic Disorder are two most common type of disorders found in people of age group 15-18.
- Significant School Avoidance and Generalized Anxiety Disorder are equally likely.
- Social Anxiety Disorder is comparatively found less.

Generalized Anxiety Disorder		
Mothers Education	Type of Family	Count
Graduate/PG	Extended	1
	Nuclear	1
High school	Extended	1
	Joint	2
	Nuclear	7
Illiterate	Extended	8
	Joint	6
	Nuclear	23
Middle school	Extended	2
	Nuclear	3
Plus two/Post High School/Diploma	Joint	1
	Nuclear	2
Primary school	Extended	2
	Joint	2
	Nuclear	3

- In all the cases we see that nuclear family is most likely towards Generalised Anxiety.
- If Mother is Illiterate the number of children suffering from anxiety are more.
- If Mother is well educated, Generalized Anxiety is observed to be minimal.
- Higher the education of Mother lesser the chances of disorder

Social Anxiety Disorder		
Mothers Education	Type of Family	Count
Graduate/PG	Extended	1
	Nuclear	1
High school	Extended	1
	Joint	2
	Nuclear	9
Illiterate	Extended	4
	Joint	4
	Nuclear	16
Middle school	Extended	1
	Nuclear	2
Plus two/Post High School/Diploma	Joint	1
	Nuclear	1
Primary school	Extended	2
	Joint	1
	Nuclear	3

- Children whose Mothers are illiterate generally suffer from Social Anxiety Disorder.
- Children in Nuclear Family are more prone to disorders than children in joint and extended family.
- If the Mother's education is above plus two, such disorders are comparatively less to those of whose Mothers are not educated well.

INSIGHTS

- ▶ Children who live in nuclear families might be going through continuous feelings of sadness or hopelessness and hence Depression.
- ▶ If the parents are well educated they provide awareness as well as understand the Children's physical and emotional status, as well as their social and cognitive development, greatly depend on their family dynamics.
- ▶ The rising incidence of behavioural problems among children could suggest that some families are struggling to cope with the increasing stresses they are experiencing.

Analysis for Panic Disorder

- ❖ There is high Panic Disorder for the children when the mother's education is Illiterate.
- ❖ Particularly in Hindu religion girls are having more PD i.e. **58%** compared to boys.
- ❖ But in case of Muslim religion there is high PD for boys compared to girls.
- ❖ When the family type is Nuclear there is high PD of **61%** compared to other family types.

			Panic Disorder					
			Count	Mean	Percentile 25	Percentile 75	Column N %	
mother's Education	Graduate/PG	Hindu	Female	1	9	9	9	33.3%
			Male	2	7	4	10	66.7%
		Muslim	Female	1	11	11	11	100.0%
	High school	Hindu	Female	11	8	6	10	57.9%
			Male	8	6	4	7	42.1%
		Muslim	Female	4	5	4	7	50.0%
			Male	4	4	2	7	50.0%
	Illiterate	Hindu	Female	38	8	6	11	58.5%
			Male	27	6	3	9	41.5%
		Muslim	Female	1	4	4	4	16.7%
			Male	5	5	3	6	83.3%
	Middle school	Hindu	Female	5	8	7	10	55.6%
			Male	4	7	6	9	44.4%
		Muslim	Male	4	5	4	7	100.0%
	Plus two/Post High School/Diploma	Hindu	Female	4	8	5	11	80.0%
			Male	1	7	7	7	20.0%
		Muslim	Female	1	5	5	5	33.3%
			Male	2	2	1	3	66.7%
	Primary school	Hindu	Female	14	9	6	10	63.6%
			Male	8	8	7	9	36.4%
Muslim		Male	5	5	3	6	100.0%	

Analysis for Generalized Anxiety Disorder

- The Generalized Disorder is very high when the family type is nuclear and it is high in girls when compared to boys i.e. up to 60%.
- The children in hindu religion are heavily effected by G.D compared to muslim children.
- In Muslim religion females are highly effected by GD than males.
- There is 42% of females are there in hindu religion when the occupation is clerical/farmers or shop owners compared to other occupation.
- In muslims when the occupation is professional the females are effected heavily by G.D compared to males.

Analysis for Separation Anxiety

- ▶ There is high Separation Anxiety for hindu females compared males.
- ▶ When the Occupation is professional the female hindu children are effected more than the other occupation.
- ▶ When the education of family head is professional females are effected more compared to others.
- ▶ When mothers education is plus two or Diploma females in muslim religion are effected more compared to hindu religion.
- ▶ The males are less effected by SA when mothers education is high school.

				Separation Anxiety	
				Mean	Percentile 75
Education of family head	Graduate/PG	Gender	Female	9	11
			Male	4	6
	High school	Gender	Female	8	10
			Male	5	7
	Illiterate	Gender	Female	7	9
			Male	4	5
	Middle school	Gender	Female	8	9
			Male	4	4
	Plus two/Post High School/Diploma	Gender	Female	7	8
			Male	2	4
	Primary school	Gender	Female	7	10
			Male	2	3
	Professional	Gender	Female	10	10

Analysis for Social Anxiety Disorder

- ▶ When mother's education is graduate /PG the females more effected with S.D compared to males.
- ▶ Also when mother's education is high school in muslim region the females are most effecte d by S.D.

				Social Anxiety Disorder		
				Mean	Percentile 75	
Mothers education	Graduate/PG	Hindu	Female	11	11	
			Male	6	6	
	High school	Hindu	Female	9	9	
			Male	3	5	
		Muslim	Female	11	14	
			Male	1	2	
		Illiterate	Hindu	Female	7	9
				Male	6	7
	Muslim		Female	9	9	
			Male	5	6	
	Middle school	Hindu	Female	6	7	
			Male	4	8	
		Muslim	Male	6	8	
	Plus two/Post High School/Diploma	Hindu	Female	8	9	
			Male	4	4	
		Muslim	Female	9	9	
			Male	5	6	
	Primary school	Hindu	Female	7	8	
			Male	7	7	
		Muslim	Male	4	4	

Analysis for Significant School Avoidance

- ▶ In Hindu religion when mother's education is middle school the females are more effected by SSA.
- ▶ There is less effect of SSA in muslim religion children.

Conclusion

- ❖ As per the analysis of the report we can conclude that the females are more effected by the Disorders.
- ❖ In religion wise we can conclude that hindu children are effected greatly than muslim religion.